


LED FLOOR LAMP

GB	LED FLOOR LAMP Operation and safety notes	SI	STOJEČA LED-SVETILKA Navodila za upravljanje in varnostna opozorila
-----------	---	-----------	---

SK	STOJACIA LED LAMPA Pokyny pre obsluhu a bezpečnostné pokyny	DE AT CH	LED-STEHLEUCHTE Bedienungs- und Sicherheitshinweise
-----------	---	-------------------------------	---



IAN 487940_2407	SI SK
------------------------	---------------------



- The product is only suited for use with the included mains adapter [5].
- Please note that the mains adapter [5] continues to draw a small amount of power even if the product is turned off as long as the mains adapter [5] is plugged into a power outlet. To switch the product off completely, unplug the mains adapter [5] from the socket.
- The LEDs are not dimmable. The luminaires is not compatible with any dimmer.
- The control gear cannot be replaced by end user.
- The LED driver can only be replaced by professional.
- If the LED fail at the end of their lives, the entire product must be repaired by qualified electrician.

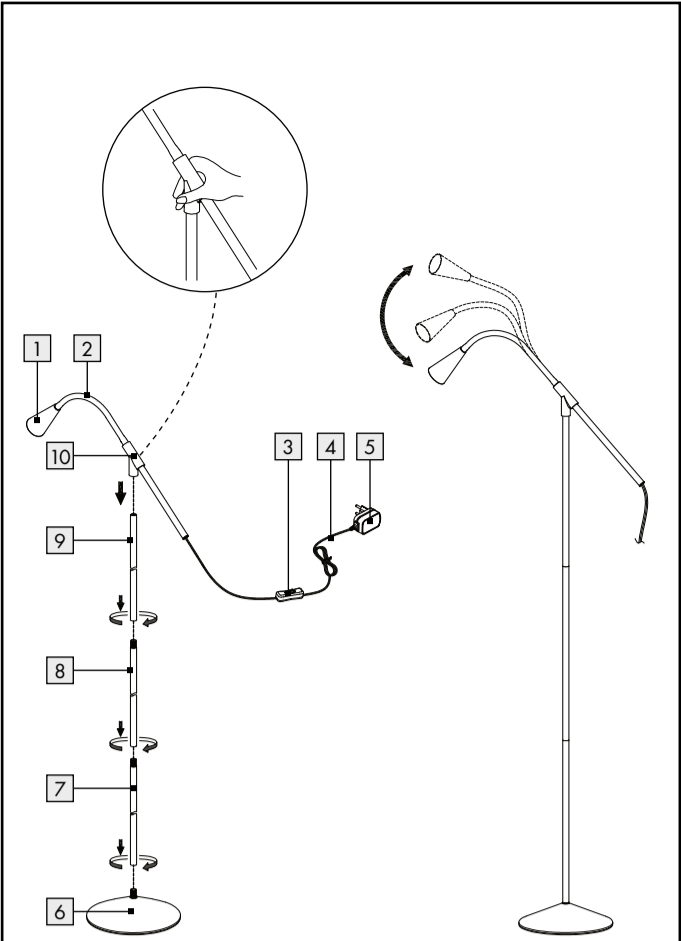
● Bringing into use

Note: Remove all packaging materials from the product.

- Never direct the LED light beam on to reflective surfaces or at people or animals. Failure to observe this advice may result in eye injury and/ or loss of sight to people or animals. Even a weak LED light beam can cause eye damage.
- Place the product down with its base [6] supported on a flat and horizontal surface.
- Setup the product (see Fig.).
- Insert the mains adapter [5] into an ordinary domestic mains outlet socket (200–240V~).
- Use the ON / OFF switch [3] to switch the product on or off.
- Bend the flexible lamp arm [2] to bring the product into the desired position.
Note: Let the product cool down before you touch it. Do not turn the flexible lamp arm [2] completely about itself or the power cable [4] inside the product could be damaged.

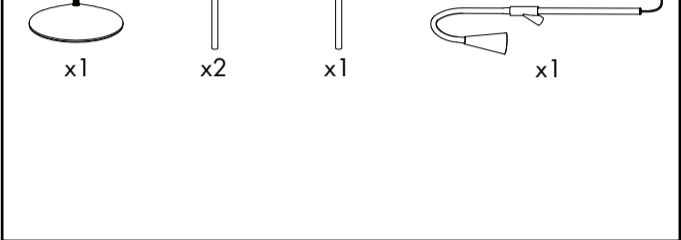
● Maintenance and cleaning

- Note:** The product requires no maintenance. The LEDs cannot be replaced.
- Do not use any solvents, petrol or similar. This would cause damage to the product.
 - Pull the mains adapter [5] out of the mains socket.
 - CAUTION! DANGER OF ELECTRIC SHOCK!** For electrical safety reasons do not clean the product with water or other liquids and never immerse it in water.
 - Always use a dry fluff-free cloth for cleaning the product.
 - Never direct the LED light beam on to reflective surfaces or at people or animals. Failure to observe this advice may result in eye injury and/ or loss of sight to people or animals. Even a weak LED light beam can cause eye damage.




GB	LED FLOOR LAMP Operation and safety notes	SI	STOJEČA LED-SVETILKA Navodila za upravljanje in varnostna opozorila
-----------	---	-----------	---

SK	STOJACIA LED LAMPA Pokyny pre obsluhu a bezpečnostné pokyny	DE AT CH	LED-STEHLEUCHTE Bedienungs- und Sicherheitshinweise
-----------	---	-------------------------------	---



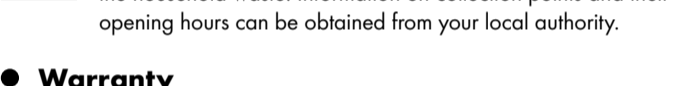
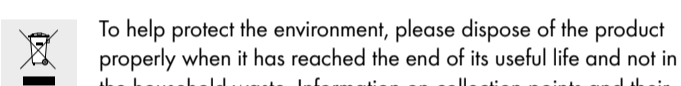
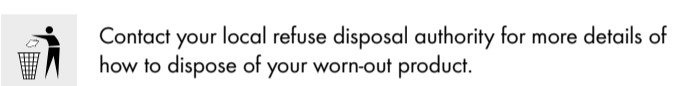
IAN 487940_2407	SI SK
------------------------	---------------------



- The product is only suited for use with the included mains adapter [5].
- Please note that the mains adapter [5] continues to draw a small amount of power even if the product is turned off as long as the mains adapter [5] is plugged into a power outlet. To switch the product off completely, unplug the mains adapter [5] from the socket.
- The LEDs are not dimmable. The luminaires is not compatible with any dimmer.
- The control gear cannot be replaced by end user.
- The LED driver can only be replaced by professional.
- If the LED fail at the end of their lives, the entire product must be repaired by qualified electrician.

● Disposal

The packaging is made entirely of recyclable materials, which you may dispose of at local recycling facilities.



- To help protect the environment, please dispose of the product properly when it has reached the end of its useful life and not in the household waste. Information on collection points and their opening hours can be obtained from your local authority.

● Warranty

The product has been manufactured to strict quality guidelines and meticulously examined before delivery. In the event of material or manufacturing defects you have legal rights against the retailer of this product. Your legal rights are not limited in any way by our warranty detailed below.

The warranty for this product is 3 years from the date of purchase. The warranty period begins on the date of purchase. Keep the original sales receipt in a safe location as this document is required as proof of purchase.

Any damage or defects already present at the time of purchase must be reported without delay after unpacking the product.

Should the product show any fault in materials or manufacture within 3 years from the date of purchase, we will repair or replace it – at our choice – free of charge to you. The warranty period is not extended as a result of a claim being granted. This also applies to replaced and repaired parts.

This warranty becomes void if the product has been damaged, or used or maintained improperly.

The warranty covers material or manufacturing defects. This warranty does not cover product parts subject to normal wear and tear, thus considered consumables (e.g. batteries, rechargeable batteries, tubes, cartridges), nor damage to fragile parts, e.g. switches or glass parts.

- Lučk LED ni mogoče zatemniti. Svetilka ni združljiva z zatemnjevalnikom.
- Končni uporabnik ne more zamenjati prediskalne naprave.
- Gonilnik LED sme zamenjati samo strokovnjak.
- Če lučke LED ob koncu svoje življenjske dobe prenehajo delovati, mora celoten izdelek popraviti usposobljeni električar.

● Začetek uporabe

Napotek: Z izdelka odstranite ves embalažni material.

- LED žarka nikoli ne usmerjajte v odsevne površine, ljudi ali živali. V nasprotnem primeru lahko pride do draženja oči in/ ali slepote pri ljudeh in živalih. Že šibek LED žarek lahko povzroči okvare oči.
- Izdelek s stojalom [6] postavite na ravno in vodoravno površino.
- Namestite izdelek [glejte sliko].
- Omrežni adapter [5] vstavite v običajno gospodinjško vtičnico (200–240V~).
- Izdelek vklopite in izklopite z vklopno-izklopnim stikalom [3].
- Gibljive roke svetilke [2] upognite, da izdelek postavite v želeni položaj.
- Napotek:** Preden se dotaknete izdelka, počakajte, da se ohladi. Gibljive roke svetilke [2] ne zavrtite povsem okrog osi. V nasprotnem primeru bi se dovodna napeljava [4] v notranjosti izdelka lahko poškodovala.

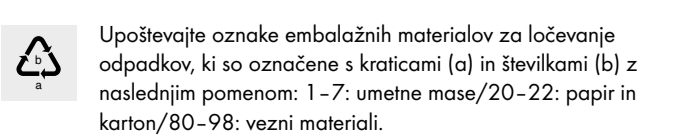
● Vzdrževanje in čiščenje

Napotek: Izdelek ne potrebuje vzdrževanja. Lučk LED ni mogoče zamenjati.

- Ne uporabljajte topil, bencina ipd. Pri tem bi se izdelek poškodoval.
- Omrežni adapter [5] izvlecite iz vtičnice.
- PREVIDNO! NEVARNOST UDARA ELEKTRIČNEGA TOKA!** Iz električno varnostnih razlogov izdelka nikoli ni dovoljeno čistiti z vodo ali drugimi tekočinami ali celo potapljati v vodo.
- Za čiščenje uporabljajte samo suho krpo, ki ne pušča vlaken.
- LED žarka nikoli ne usmerjajte v odsevne površine, ljudi ali živali. V nasprotnem primeru lahko pride do draženja oči in/ ali slepote pri lju deh in živalih. Že šibek LED žarek lahko povzroči okvare oči.

● Odstranjanje

Embalaža je narejena iz okolju primernih materialov, ki jih lahko oddate za recikliranje na lokalnih zbirališčih odpadkov.



List of pictograms used	
	Short-circuit proof safety transformer
	Separate control unit
	Use indoors
	Alternating current / voltage
	CE mark indicates conformity with relevant EU directives applicable for this product.
	Safety class II
	Direct current / voltage
	Not dimmable
	Safety information Instructions for use

LED floor lamp

● Introduction

We congratulate you on the purchase of your new product. You have chosen a high quality product. The instructions for use are part of the product. They contain important information concerning safety, use and disposal. Before using the product, please familiarise yourself with all of the safety information and instructions for use. Only use the product as described and for the specified applications. If you pass the product on to anyone else, please ensure that you also pass on all the documentation with it.


● Intended use

This product is intended for use indoors only, in dry and enclosed rooms. The product is not intended to be used for commercial purposes.

● Description of parts

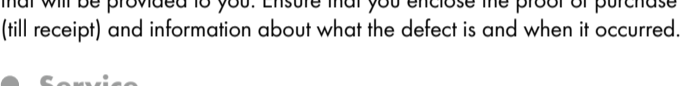
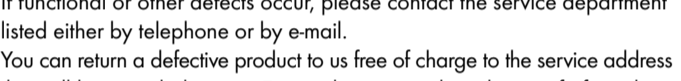
1	lamp head	6	base
2	flexible lamp arm	7	stand (lower part)
3	ON / OFF switch	8	stand (middle part)
4	power cable	9	stand (upper part)
5	mains adapter	10	stand mounting

IAN 487940_2407	GB
------------------------	-----------



- The product is only suited for use with the included mains adapter [5].
- Please note that the mains adapter [5] continues to draw a small amount of power even if the product is turned off as long as the mains adapter [5] is plugged into a power outlet. To switch the product off completely, unplug the mains adapter [5] from the socket.
- The LEDs are not dimmable. The luminaires is not compatible with any dimmer.
- The control gear cannot be replaced by end user.
- The LED driver can only be replaced by professional.
- If the LED fail at the end of their lives, the entire product must be repaired by qualified electrician.

The packaging is made entirely of recyclable materials, which you may dispose of at local recycling facilities.



- To help protect the environment, please dispose of the product properly when it has reached the end of its useful life and not in the household waste. Information on collection points and their opening hours can be obtained from your local authority.

● Warranty

The product has been manufactured to strict quality guidelines and meticulously examined before delivery. In the event of material or manufacturing defects you have legal rights against the retailer of this product. Your legal rights are not limited in any way by our warranty detailed below.

The warranty for this product is 3 years from the date of purchase. The warranty period begins on the date of purchase. Keep the original sales receipt in a safe location as this document is required as proof of purchase.

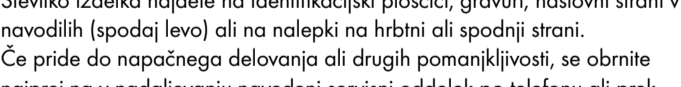
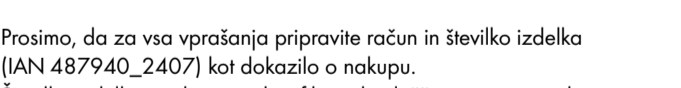

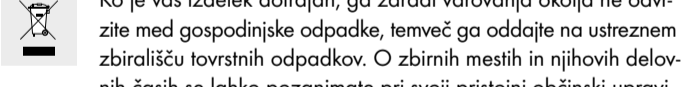
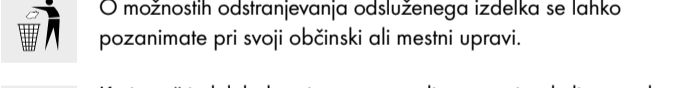
Any damage or defects already present at the time of purchase must be reported without delay after unpacking the product.

Should the product show any fault in materials or manufacture within 3 years from the date of purchase, we will repair or replace it – at our choice – free of charge to you. The warranty period is not extended as a result of a claim being granted. This also applies to replaced and repaired parts.

This warranty becomes void if the product has been damaged, or used or maintained improperly.

The warranty covers material or manufacturing defects. This warranty does not cover product parts subject to normal wear and tear, thus considered consumables (e.g. batteries, rechargeable batteries, tubes, cartridges), nor damage to fragile parts, e.g. switches or glass parts.

- Lučk LED ni mogoče zatemniti. Svetilka ni združljiva z zatemnjevalnikom.
- Končni uporabnik ne more zamenjati prediskalne naprave.
- Gonilnik LED sme zamenjati samo strokovnjak.
- Če lučke LED ob koncu svoje življenjske dobe prenehajo delovati, mora celoten izdelek popraviti usposobljeni električar.



- The product is only suited for use with the included mains adapter [5].
- Please note that the mains adapter [5] continues to draw a small amount of power even if the product is turned off as long as the mains adapter [5] is plugged into a power outlet. To switch the product off completely, unplug the mains adapter [5] from the socket.
- The LEDs are not dimmable. The luminaires is not compatible with any dimmer.
- The control gear cannot be replaced by end user.
- The LED driver can only be replaced by professional.
- If the LED fail at the end of their lives, the entire product must be repaired by qualified electrician.

The packaging is made entirely of recyclable materials, which you may dispose of at local recycling facilities.

Please have the till receipt and the item number (IAN 487940_2407) available as proof of purchase. You will find the item number on the rating plate, an engraving on the front page of the instructions for use (bottom left), or as a sticker on the rear or bottom of the product.

If functional or other defects occur, please contact the service department listed either by telephone or by e-mail. You can return a defective product to us free of charge to the service address that will be provided to you. Ensure that you enclose the proof of purchase (till receipt) and information about what the defect is and when it occurred.

Izdelek, označen kot okvarjen, lahko nato brez poštnine pošljete na navedeni naslov servisa, zraven pa priložite potrdilo o nakupu (blagajniški račun) in navedite, za kakšno pomanjkljivost gre in kdaj je nastala.

● Service
SI Servis Slovenija
Tel.: 00386 (0) 80 080 917
E-Mail: infon@lidl.si



- Technical data**
LED floor lamp + Mains adapter:
Total power consumption: 3.5W

LED floor lamp:
LEDs: 6 LEDs
The LED cannot be replaced by user.
This product contains light sources of energy efficiency class F.

Mains adapter:
Rated voltage, primary: 200–240V~ 50/ 60Hz
Rated voltage, secondary: 9–12V, 0.26A, 3.12W
Protection class: II/
| Model No.: | HS1200260V |

SELV: Safety extra low voltage
ta: Maximum rated ambient temperature
tc: Rated maximum operating temperature of the case of a controlgear

● Included items

- 1 LED floor lamp
- 1 base
- 1 stand (lower part)
- 1 stand (middle part)
- 1 stand (upper part)
- 1 operating instructions

● Safety

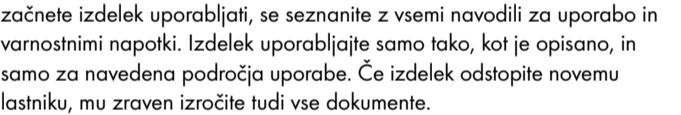
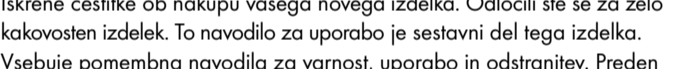

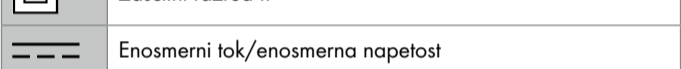
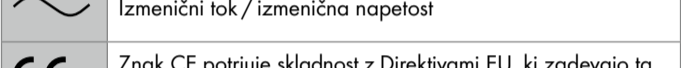
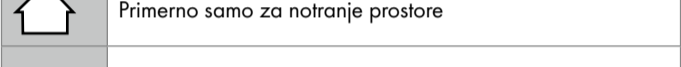
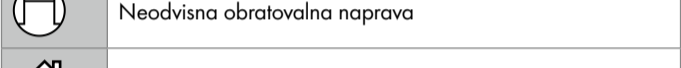

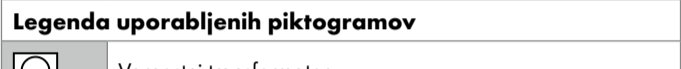




READ THESE INSTRUCTIONS BEFORE USING THE PRODUCT! PLEASE KEEP ALL SAFETY INSTRUCTIONS AND INSTRUCTIONS FOR USE FOR FUTURE REFERENCE!

- WARNING! DANGER OF DEATH AND ACCIDENTS FOR TODDLERS AND CHILDREN!** Never leave children unsupervised with the packaging material.

The packaging material represents a danger of suffocation. Children frequently underestimate the dangers. Please keep children away from the product at all times.

IAN 487940_2407	GB
------------------------	-----------



- The product is only suited for use with the included mains adapter [5].
- Please note that the mains adapter [5] continues to draw a small amount of power even if the product is turned off as long as the mains adapter [5] is plugged into a power outlet. To switch the product off completely, unplug the mains adapter [5] from the socket.
- The LEDs are not dimmable. The luminaires is not compatible with any dimmer.
- The control gear cannot be replaced by end user.
- The LED driver can only be replaced by professional.
- If the LED fail at the end of their lives, the entire product must be repaired by qualified electrician.

