

## Vitrine

**(DE) Vitrine**

**(AT)** Montageanleitung

**(CH)**

**(IT) Vetrina**

**(CH)** Istruzioni per il montaggio

**(NL) Vitrine**

**(BE)** Montagehandleiding

**(PL) Witryna**

Instrukcja montażu

**(FR) Vitrine**

**(CH)** Instructions de montage

**(BE)**

**(GB) Glass cabinet**

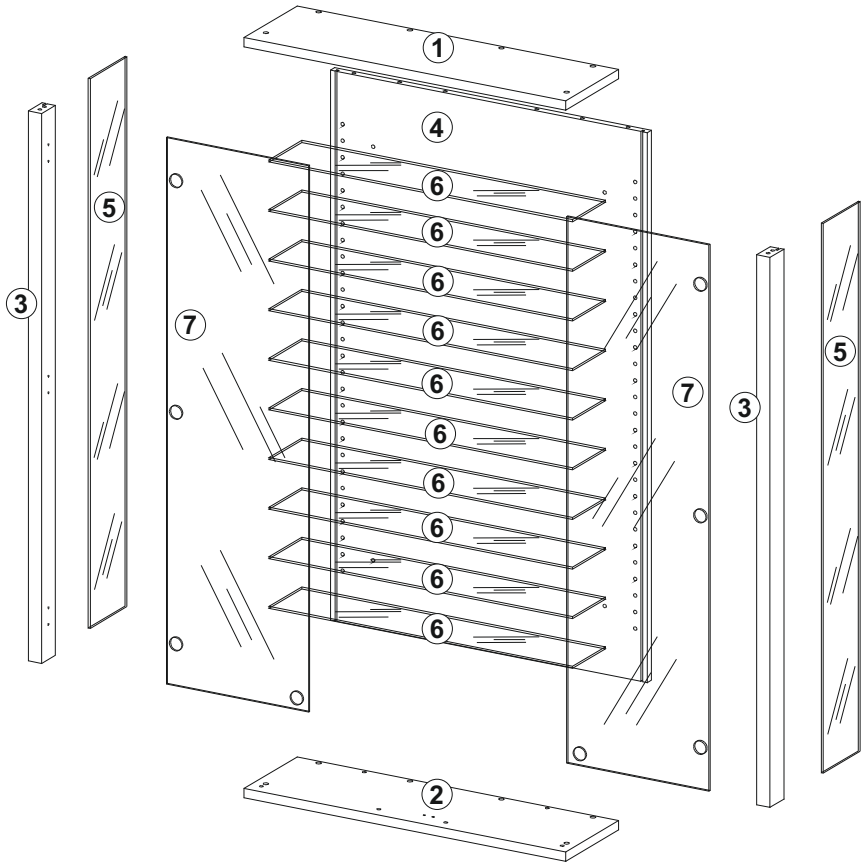
**(IE)** Assembly instruction

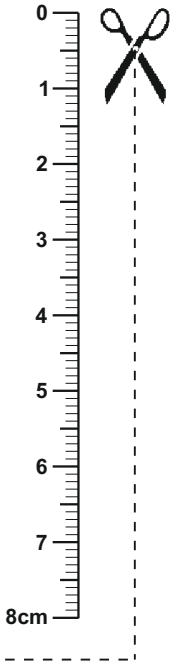
**(SK) Vitrína**

Návod na montáž

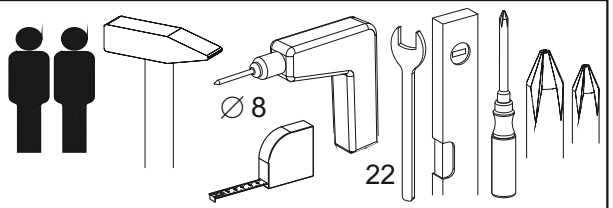
**(CZ) Vitrína**

Montážní návod



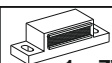




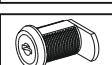
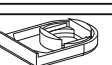

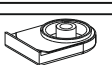
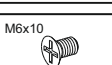
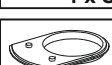

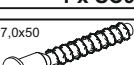

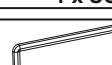
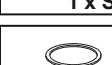




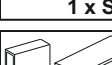




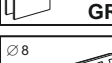
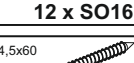
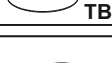





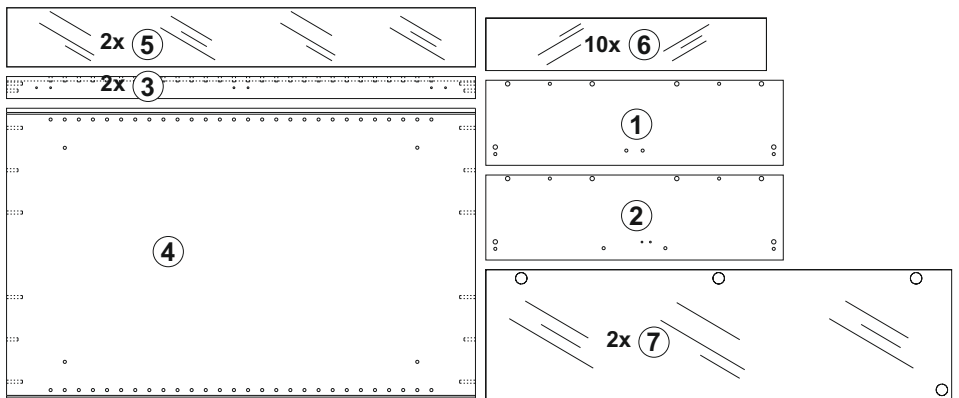
Sie benötigen:  
 Vous avez besoin de:  
 Le servono:  
 You need:  
 U hebt nodig:  
 Potrzebne są:  
 Potrebujete:  
 Pořebujete:



Beschläge / Ferrures pour meubles/ Guarnizioni /  
 Fittings / Hang- en sluitwerk / Okucia /  
 Kovanie / Kování

3,5x20  <b>2 x SO10</b>	5,0x35  <b>8 x VB4</b>			
 <b>1 x ZW3</b>	 <b>4 x GL25</b>	2,7x20  <b>4 x SR2</b>	 <b>2 x BT2</b>	 <b>40 x BT3</b>
 <b>1 x SC1</b>	 <b>1 x SC2</b>	 <b>1 x SC9</b>	 <b>1 x SC10</b>	M6x10  <b>1 x SC11</b>
 <b>1 x SC3</b>	 <b>1 x SC4</b>	7,0x50  <b>12 x VB3</b>	 <b>12 x AK1</b>	 <b>1 x W2</b>
 <b>1 x SC5</b>	 <b>1 x SC6</b>	 <b>1 x SC7</b>	 <b>1 x SC8</b>	 <b>1 x ZB7</b>
 <b>2 x GR17</b>	3,0x8  <b>12 x SO16</b>	 <b>6 x TB18</b>	 <b>6 x TB17</b>	3,5x15  <b>12 x SP1</b>
∅ 8  <b>4 x VB9</b>	4,5x60  <b>4 x SP13</b>	 <b>4 x AK2</b>	3,0x13  <b>2 x SP7</b>	

Teile / Pièces / Pezzi / Article/ Onderdelen/ Części / Diely / Díly



**DE** **Sicherheitshinweis:**  
**Achtung: Bei mangelhafter Montage besteht Gefahr für die Sicherheit. Aufbau durch fachkundiges Personal empfohlen!**

**AT**

**CH** **Um ein Umkippen zu verhindern, ist dieses Produkt mit der mitgelieferten Wandbefestigung zu verwenden!**

**Pflegehinweis:**

Bitte nur mit einem Staubtuch oder einem feuchten Lappen reinigen. Keine scheuernden Putzmittel verwenden!

**Bestimmungsgemäße Verwendung:**

Produkt nutzbar für den privaten Wohnbereich.

**IT**

**Nota di sicurezza:**

**Attenzione: Nel caso di montaggio non adeguato c'è pericolo di sicurezza. Si consiglia il montaggio da personale esperto!**

**CH**

**Per evitare ribaltamenti, utilizzare questo prodotto con il supporto da parete in dotazione!**

**Nota di trattamento:**

Per favore pulire solo con un panno per rimuovere polvere o con uno straccio umido. Non usare detergenti abrasivi!

**Usò secondo le disposizioni:**

Prodotto adatto per uso domestico.

**NL**

**Veiligheidsinformatie:**

**Opgelet: bij een gebrekkige montage bestaat gevaar voor de veiligheid. Montage door deskundig personeel aanbevolen!**

**BE**

**Gebruik dit product samen met de bijgeleverde muurbeugel om kantelen te voorkomen!**

**Onderhoudsinformatie:**

A.u.b. alleen reinigen met een stofdoek of een vochtige lap. Gebruik nooit schurende poetsmiddelen!

**Gebruik overeenkomstig de bestemming:**

Product bruikbaar voor privéwoningen.

**PL**

**Uwaga o zagrożeniach:**

**Uwaga: Przy wadliwym montażu istnieje zagrożenie dla bezpieczeństwa. Wykonanie prac montażowych należy zlecić specjalście!**

**Aby zapobiec przewróceniu, produkt należy używać wraz z dostarczonym mocowaniem ściennym.**

**Uwaga o pielęgnacji:**

Czyścić tylko przy pomocy suchej lub wilgotnej ściereczki. Nie stosować środków do szorowania!

**Określone rozmiary zastosowanie:**

Produkt przeznaczony do użytku w mieszkaniu.

**(FR)** **Note de sécurité:**  
**Attention: En cas de montage incorrect, il y a risque pour la sécurité. Installation recommandée par un personnel expérimentée.**

**(CH)** **Pour éviter tout basculement, utilisez ce produit avec le support mural fourni.**

**(BE)** **Note d'entretien :**  
Ne nettoyer qu'avec un chiffon à poussière ou un chiffon humide. Ne pas utiliser de produit à récurer !

**Utilisation selon destination :**  
Produit utilisable pour le domaine de séjour privé.

**(GB)** **Safety instructions:**  
**Warning: Deficient assembly causes safety risks. Assembling by qualified personnel is recommended.**

**(IE)** **To prevent tipping over, use this product with the supplied wall bracket.**

**Care instructions:**  
Please do only clean with a duster or a damp cloth. Do not use any scouring agents!

**Intended use:**  
The appliance is intended for household use.

**(SK)** **Bezpečnostný pokyn:**  
**Pozor: Pri nesprávnej montáži hrozí nebezpečenstvo zníženej bezpečnosti. Montáž sa odporúča iba odbornému personálu!**

**Aby sa zabránilo prevráteniu, musíte tento výrobok používať s dodaným upevnením na stenu.**

**Pokyn k ošetrovaniu:**  
Prosíme utierať len prachovkou alebo vlhkou handričkou. Nepoužívať žiadne čisace prostriedky na drhnutie!

**Použitie podľa určenia:**  
Produkt je využitelný pre súkromnú obytnú oblasť.

**(CZ)** **Bezpečnostní upozornění:**  
**Pozor: Při chybné montáži vzniká bezpečnostní riziko. Doporučujeme nechat provést montáž specializovaným personálem!**

**Aby nedošlo k převrácení, musí být výrobek používán s dodaným upevnením na zed'.**

**Upozornění o údržbě:**  
Čistěte, prosím, pouze prachovkou nebo vlhkým hadrem. Nepoužívejte abrazivní čisticí prostředky!

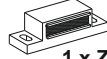
**Použití v souladu s účelem:**  
Výrobek je určen k soukromému domácímu použití.

# A

3,0x13



2 x SP7



1 x ZW3

3,5x20



2 x SO10



12 x BT3



2 x BT2



ZB7

5,0x35

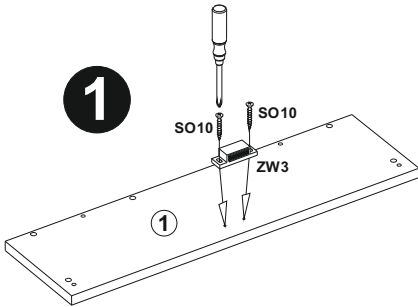


4 x VB4

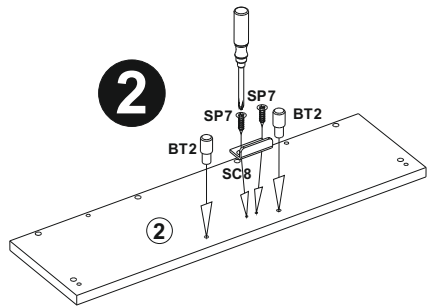


1 x SC8

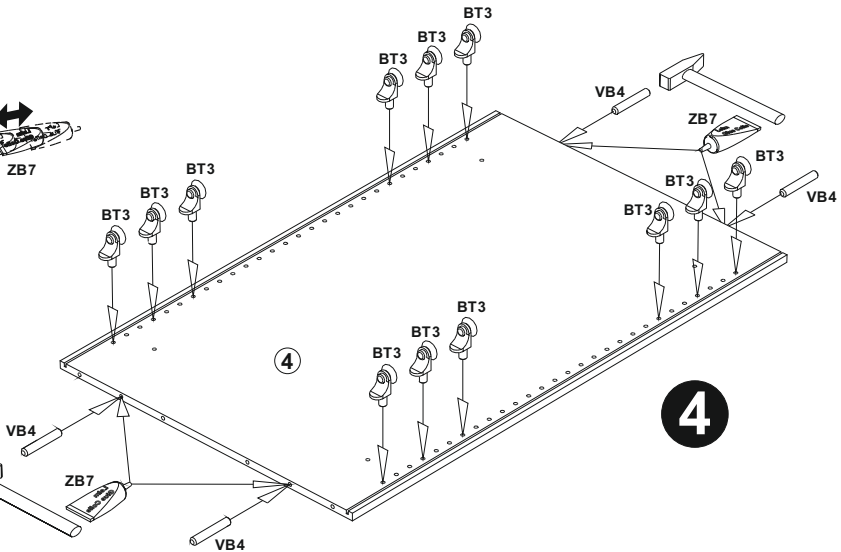
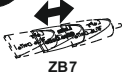
## 1



## 2



## 3



## 4

**B**

3,0x8  
12 x SO16

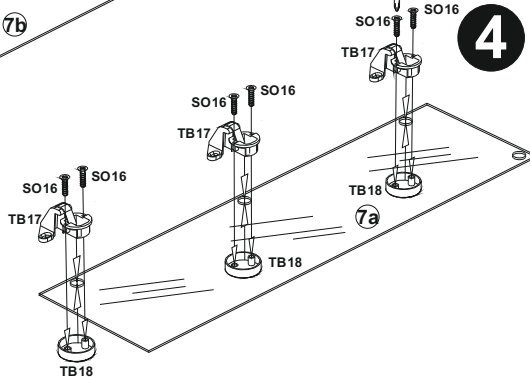
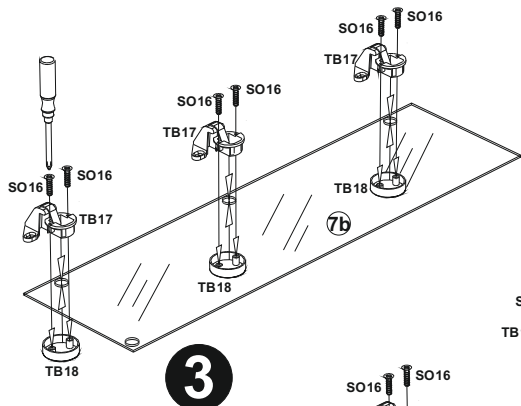
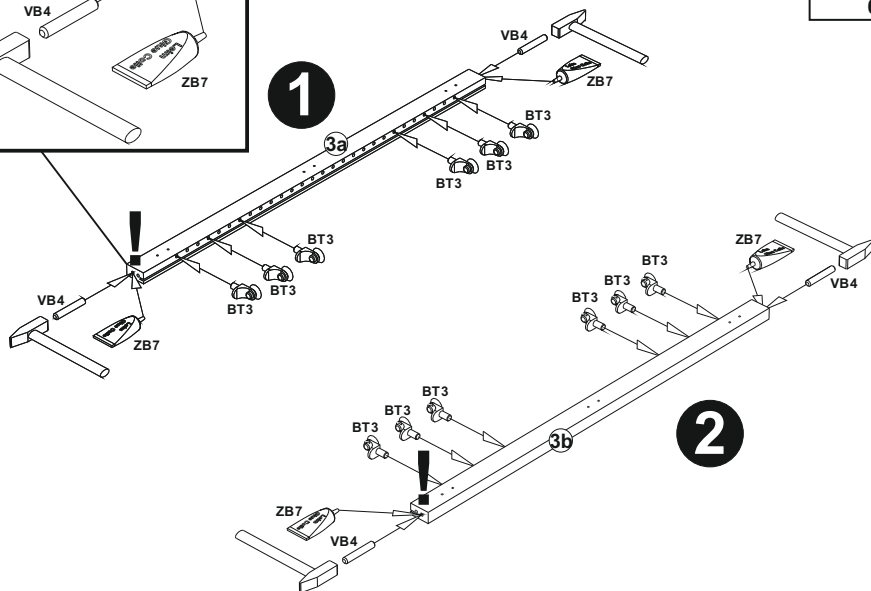
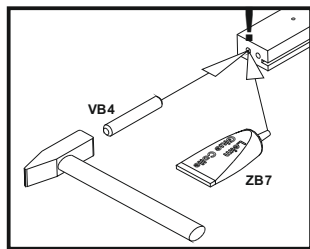
5,0x35  
4 x VB4

ZB7

12 x BT3

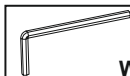
6 x TB18

6 x TB17

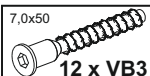


**C**

ZB7



W2

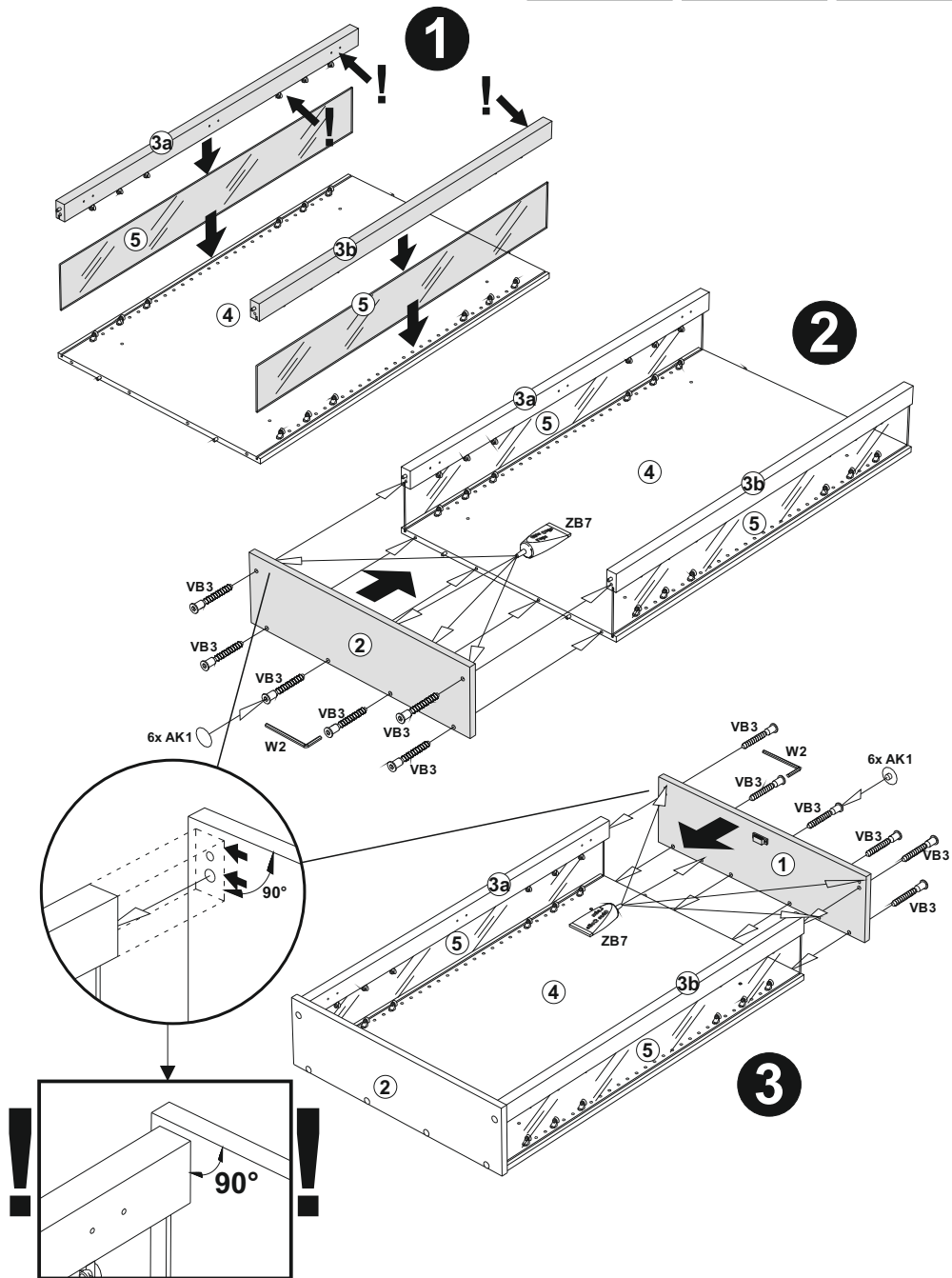


7.0x50

12 x VB3

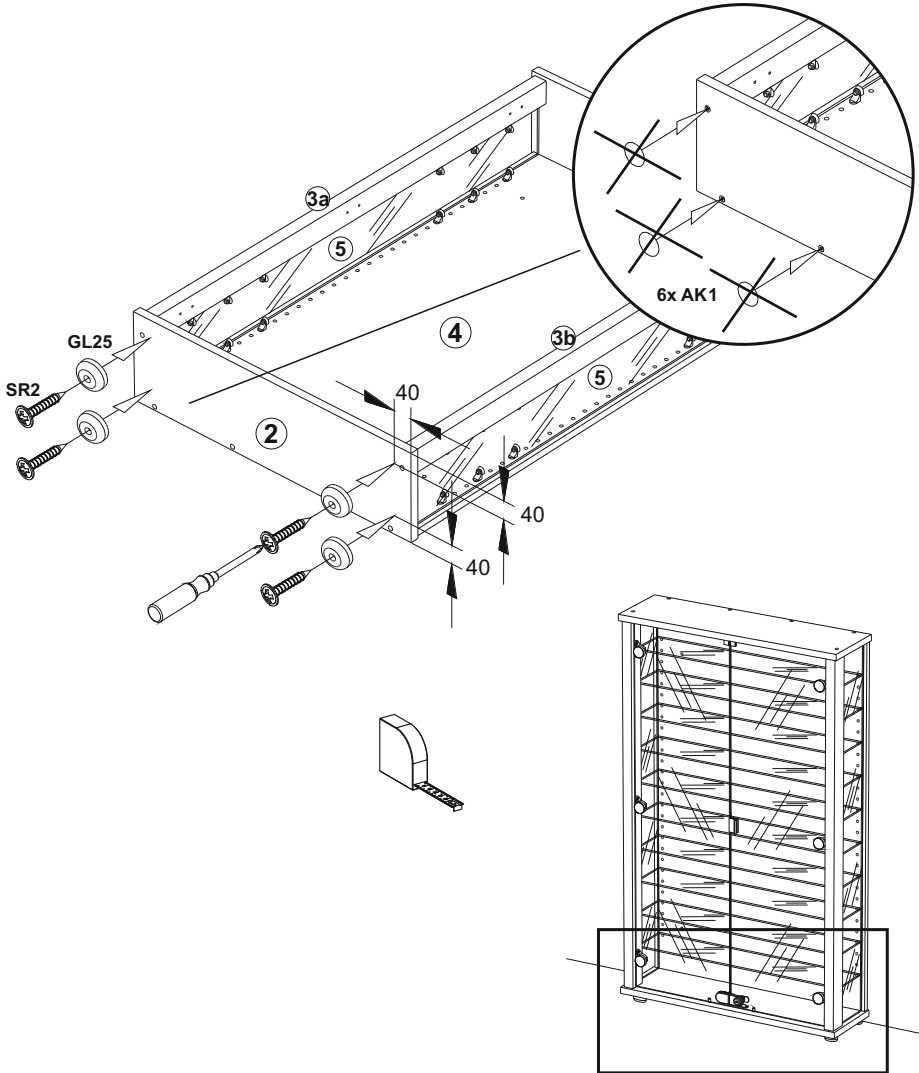


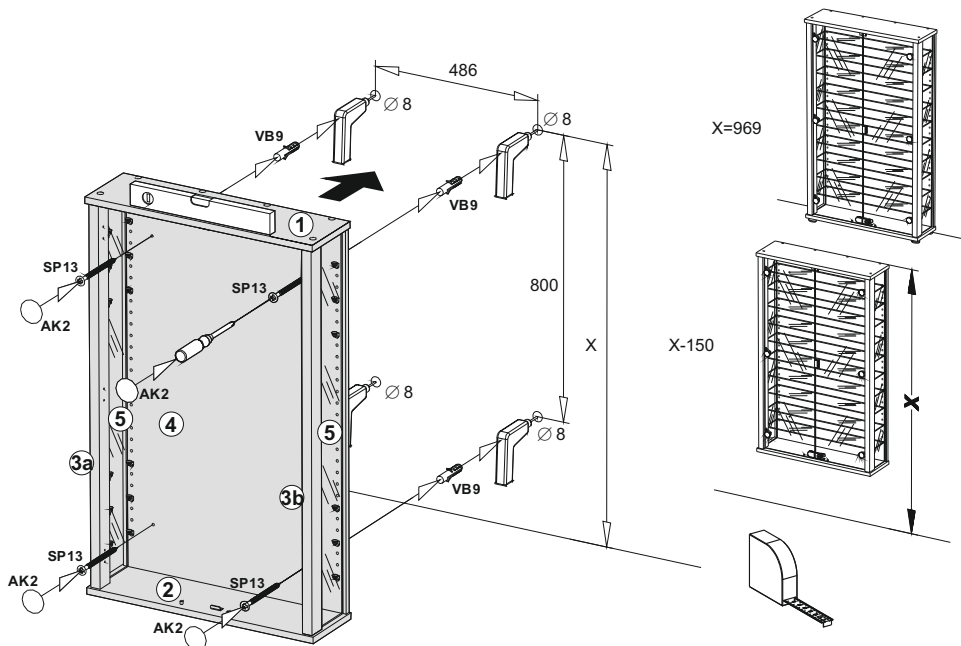
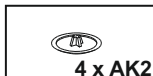
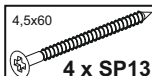
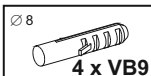
12 x AK1





**D**





(DE) (AT) (CH)

#### Wandmontage:

Bei Verbindungsmittel für die Wandbefestigung ist das Trägermaterial auf Eignung zu prüfen.

(IT) (CH)

#### Montaggio su parete:

Nel caso di mezzi di connessione per il fissaggio della parete il materiale portante deve essere esaminato in vista della sua idoneità.

(NL) (BE)

#### Wandmontage:

Bij verbindingsmiddelen voor de wandbevestiging moet de geschiktheid van het dragermateriaal worden gecontroleerd.

(PL)

#### Sposób montażu na ścianie:

W przypadku użycia środków złącznych do mocowania na ścianie należy sprawdzić zdatność materiału nośnego.

(FR) (CH) (BE)

#### Montage mural:

En cas de moyens de liaison pour la fixation murale, il faudra vérifier l'aptitude du matériel de support.

(GB) (IE)

#### Wall fixing:

In case of connective devices for the wall mounting, the supporting material must be checked for suitability.

(SK)

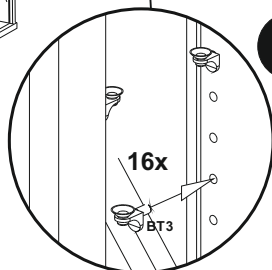
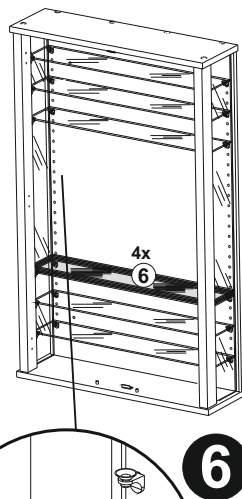
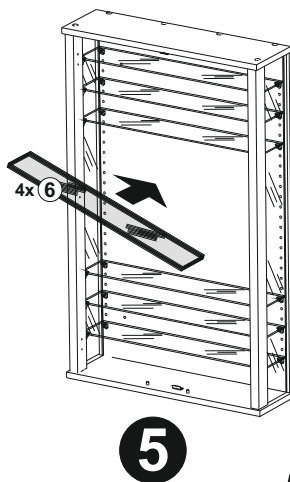
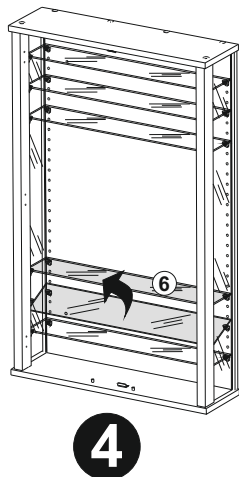
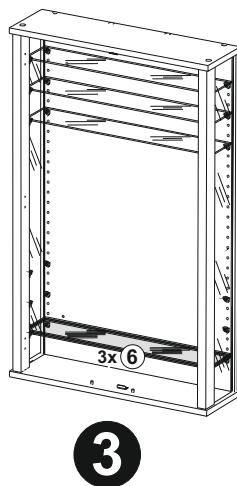
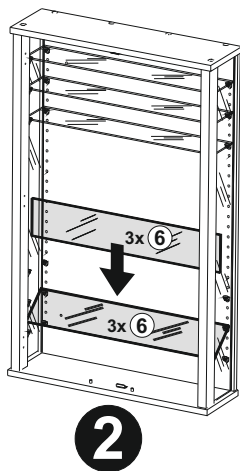
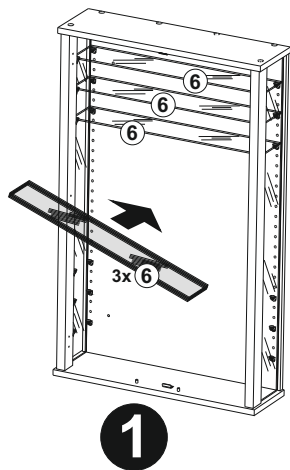
#### Montáž na stenu:

U spojiva (spájacieho článku) pre upevnenie na stenu treba preskúšať vhodnosť materiálu nosníka.

(CZ)

#### Montáž na stěnu:

U spojovacích prostředků určených k montáži na stěnu je nezbytné zkontrolovat vhodnost nosného materiálu.



**G**

3,5x15



12 x SP1

M6x10



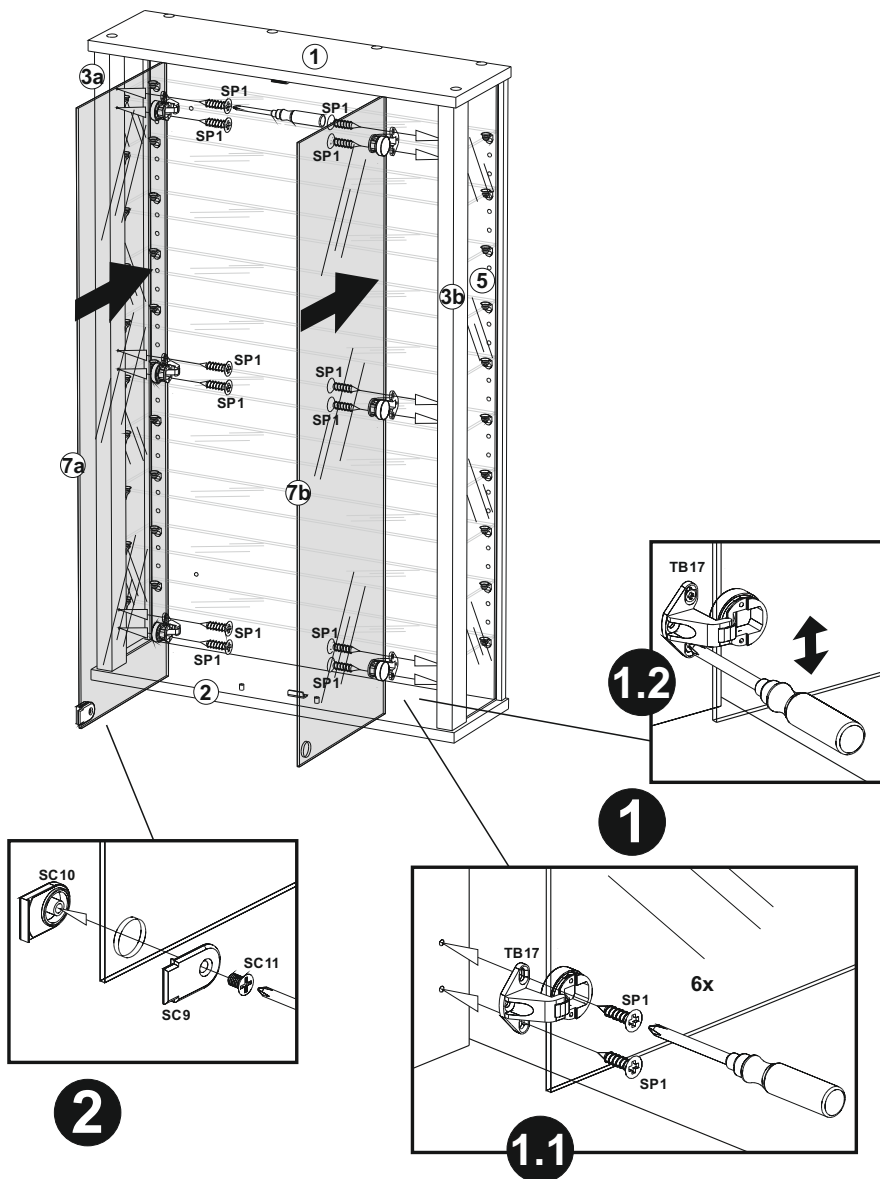
1 x SC11

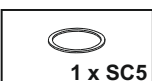
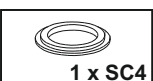
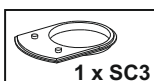
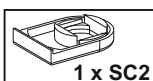
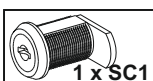
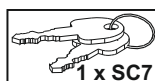
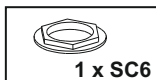
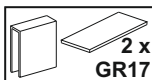
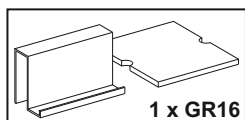
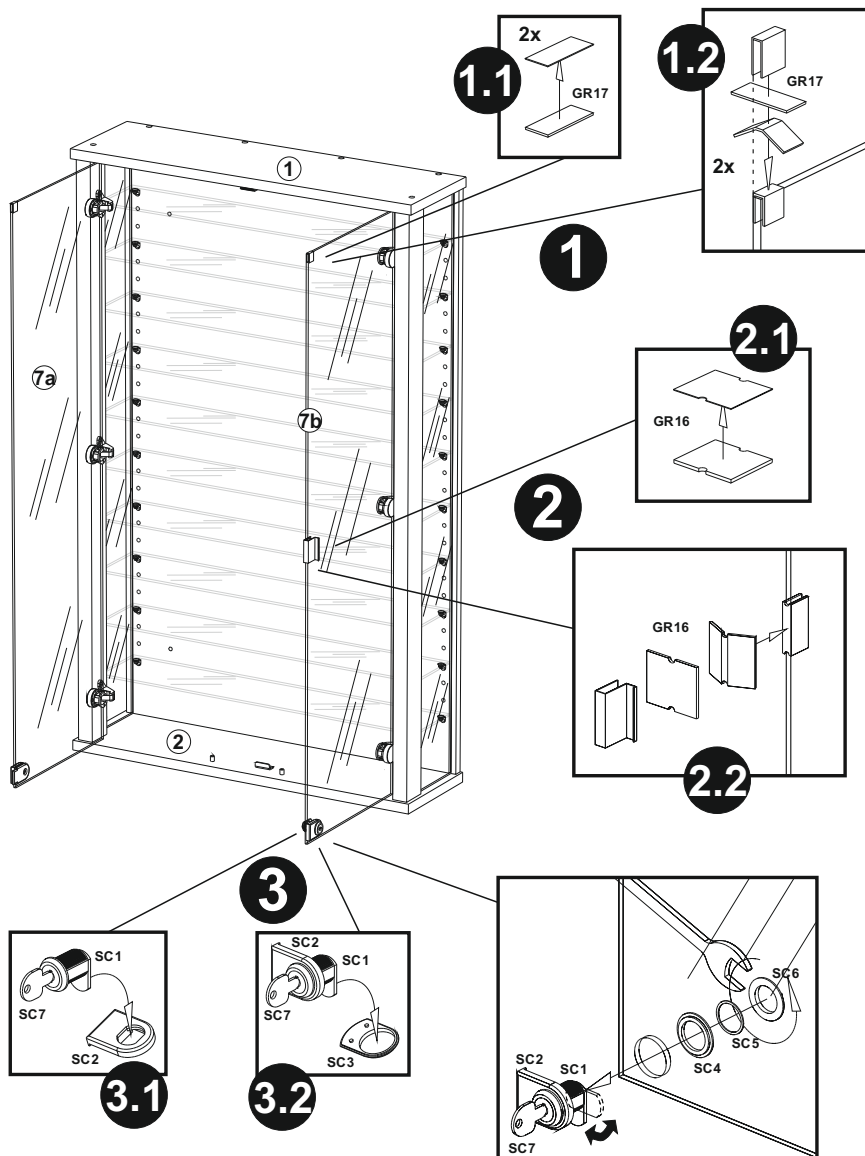


1 x SC10



1 x SC9





**FMD Möbel GmbH**  
**Heidländer Weg 68**  
**D-49201 Dissen a.T.W.**  
**@ service@fmd-moebel.de**  
**☎ +49 5421 9448-44**

**IAN 322141 / 322149**

