



OWIM GmbH & Co. KG

Stiftsbergstraße 1
74167 Neckarsulm
GERMANY

Model No.: HG10609
Version: 10/2023

IAN 448534_2304





TRUE WIRELESS BLUETOOTH®-IN-EAR-KOPFHÖRER STSK G1 A1

DE AT CH

TRUE WIRELESS BLUETOOTH®-IN-EAR-KOPFHÖRER

Quick-Start-Guide

FR CH

ÉCOUTEURS INTRA-AURICULAIRES TRUE WIRELESS BLUETOOTH®

Guide de démarrage rapide

IT CH

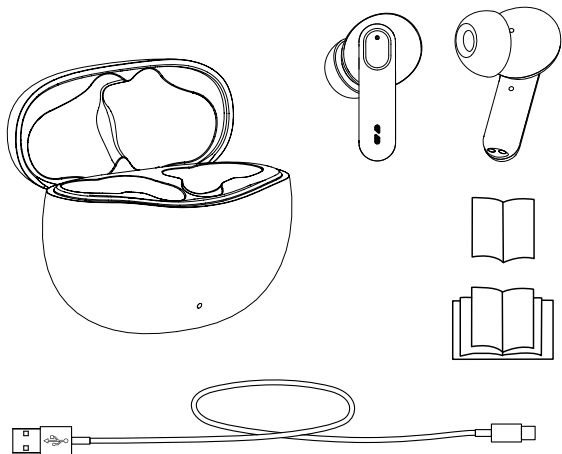
CUFFIE AURICOLARI TRUE WIRELESS BLUETOOTH®

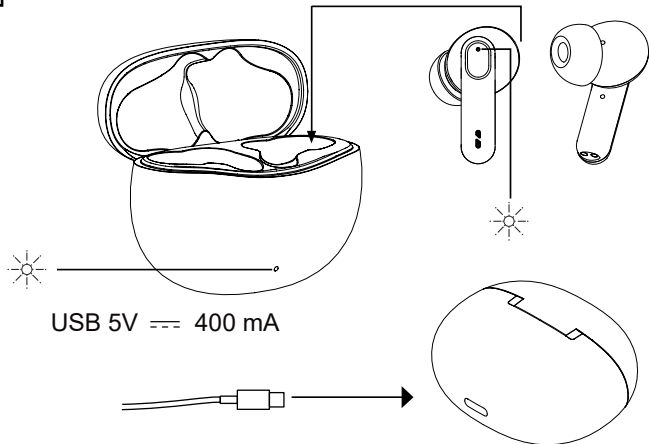
Guida rapida

DE/AT/CH	Quick-Start-Guide	Seite	3
FR/CH	Guide de démarrage rapide	Page	13
IT/CH	Guida rapida	Pagina	23

Quick-Start-Guide

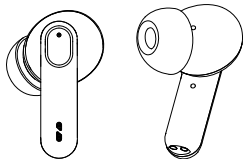
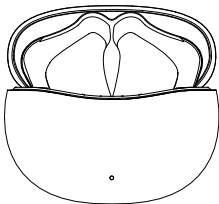
Dieses Informationsblatt ist fester Bestandteil der Bedienungsanleitung. Bewahren Sie es zusammen mit der Bedienungsanleitung gut auf. Händigen Sie alle Unterlagen bei Weitergabe des Produkts an Dritte mit aus. Lesen Sie vor der Verwendung des Produkts die Bedienungsanleitung und beachten Sie insbesondere die darin enthaltenen Sicherheitshinweise.

A

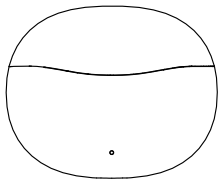
B

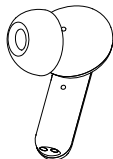
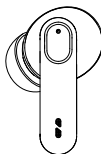
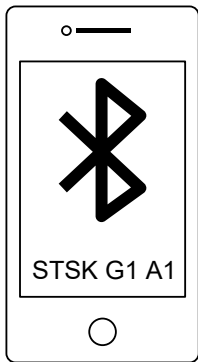
C

Einschalten

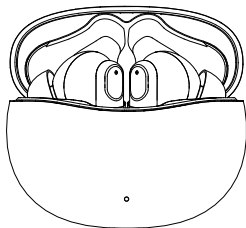
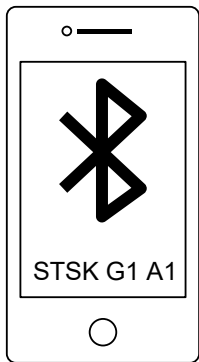


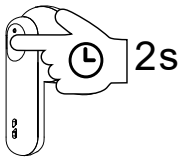
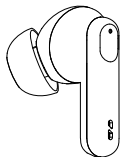

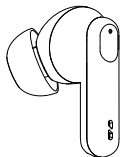
Ausschalten



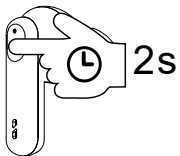
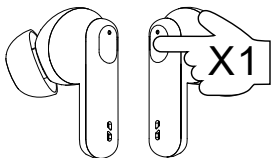
D

E



F


G



R

A Überprüfen Sie das Produkt nach dem Auspacken auf Vollständigkeit und einen einwandfreien Zustand aller Teile.

B ● **Aufladen**

LED	Akku-Ladestatus
	< 20 %
	100 %

● Andere Funktionen

C

Einschalten, Ausschalten

D

● Kopfhörer mit Bluetooth-Gerät koppeln

- Suchen Sie auf Ihrem Bluetooth-Gerät nach dem Gerätenamen **STSK G1 A1** und verbinden sich mit diesem.
 - Falls Ihr Bluetooth-Gerät ein Passwort anfragt: Geben Sie **0000** ein.
-

E

Wenn Sie die Kopfhörer wieder in die Lade-/Aufbewahrungsbox legen, wird die Bluetooth-Verbindung zum Wiedergabegerät getrennt.

F

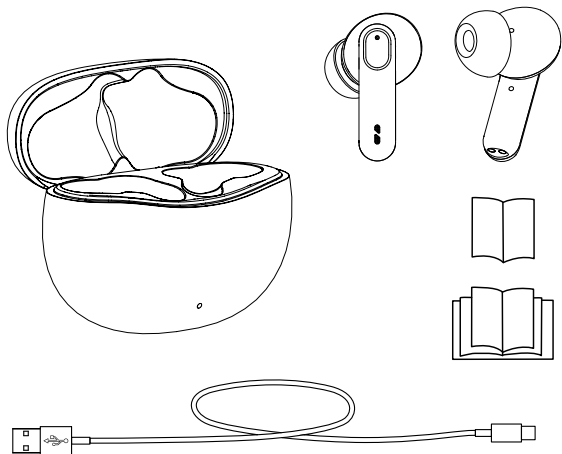
Anruffunktionen

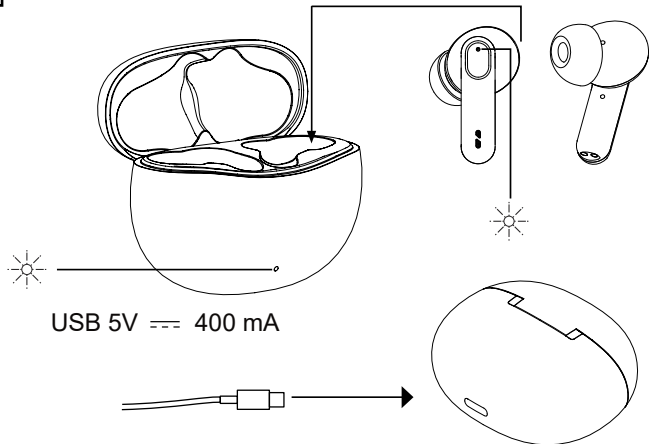
G

Wiedergabefunktion

Guide de démarrage rapide

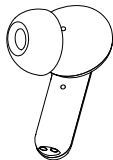
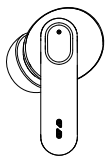
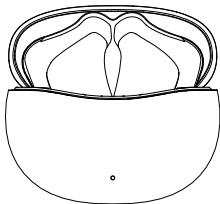
Cette fiche d'information fait partie intégrante du mode d'emploi. Conservez-la dans un endroit sûr avec le mode d'emploi. Lorsque vous transmettez le produit à un tiers, veuillez lui transmettre tous les documents. Avant d'utiliser votre produit, lisez le mode d'emploi et soyez particulièrement attentif aux consignes de sécurité qu'il contient.

A

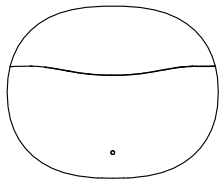
B

C

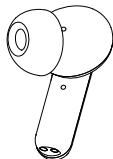
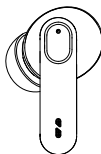
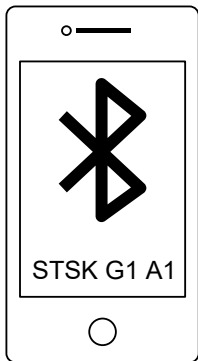
Activé



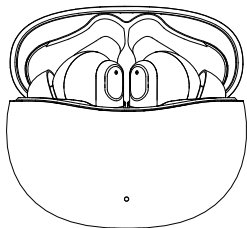
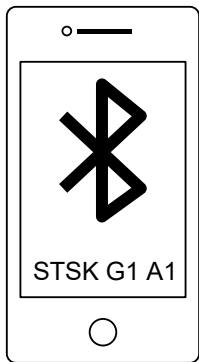
Désactivé

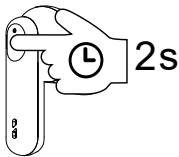
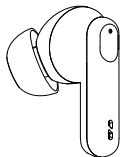

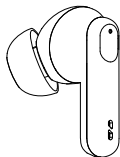


D


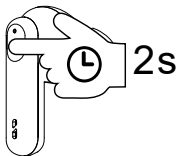
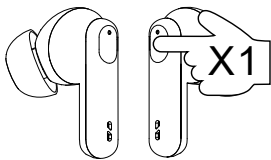


E



F


G



R

A Après avoir déballé le produit, vérifiez si la livraison est complète et si tous les éléments sont en bon état.

B ● **Chargement**

LED	État de chargement de la batterie
	< 20 %
	100 %

● Autres fonctions

C

Activé, Désactivé

D

● Appairage des écouteurs avec un appareil Bluetooth

- Sur votre appareil Bluetooth, recherchez l'appareil avec le nom **STSK G1 A1** et appairez-le avec cet appareil.
 - Si votre appareil Bluetooth vous demande d'entrer un mot de passe, entrez **0000**.
-

E

Une fois que vous remettez les écouteurs dans le boîtier de charge/rangement, ils se déconnectent de l'appareil de lecture Bluetooth.

F

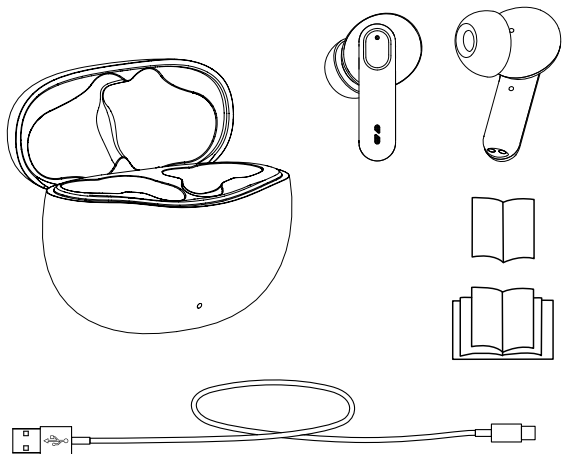
Fonctions d'appel

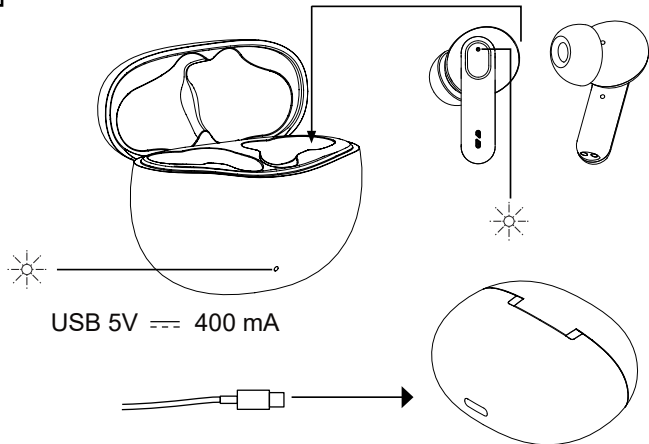
G

Fonction de lecture

Guida rapida

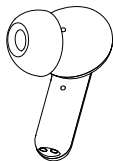
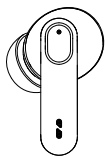
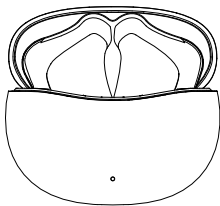
Questa scheda informativa è parte integrante delle istruzioni per l'uso. Conservarla insieme alle istruzioni per l'uso. In caso di cessione del prodotto a terzi, consegnare anche tutta la documentazione. Prima dell'utilizzo del prodotto leggere le istruzioni per l'uso e fare attenzione in particolare alle avvertenze per la sicurezza ivi contenute.

A

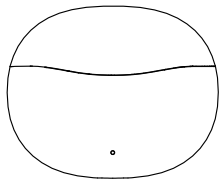
B

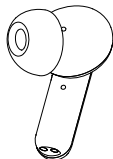
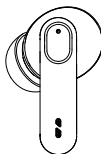
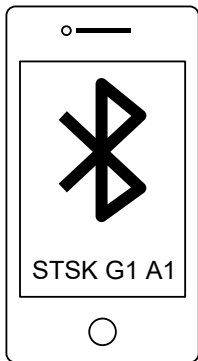
C

On

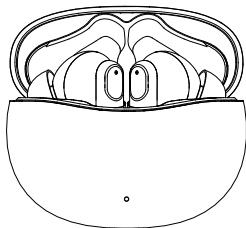
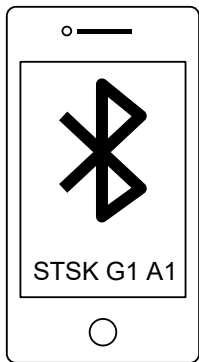


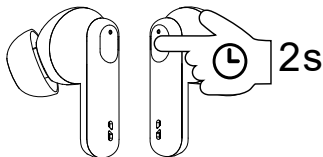
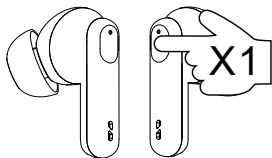
Off



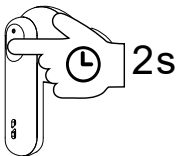
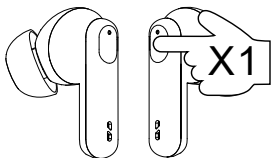
D

E



F


G



R

A Dopo aver disimballato il prodotto, controllare se la confezione è completa e se tutte le parti sono in buone condizioni.

B ● Carica

LED	Stato di carica batteria
	< 20 %
	100 %

● Altre funzioni

C

On, Off

D

● Associazione delle cuffie con un dispositivo Bluetooth

- Sul dispositivo Bluetooth, cercare il dispositivo denominato **STSK G1 A1** e associarlo al dispositivo.
 - Se il dispositivo Bluetooth richiede di inserire una password, digitare **0000**.
-

E

Rimettere le cuffie nella custodia di carica/conservazione. La connessione Bluetooth al dispositivo di riproduzione verrà chiusa.

F

Funzioni di chiamata

G

Funzione di riproduzione
